

QUICK START GUIDE_S15

DURABOOK

THANK YOU FOR PURCHASING THE COMPUTER.
THIS GUIDE PROVIDES A QUICK SETUP OF YOUR COMPUTER.

Package Contents

Laptop PC



AC adapter



Power cord



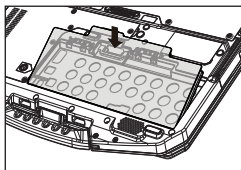
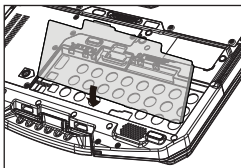
Li-ion Battery



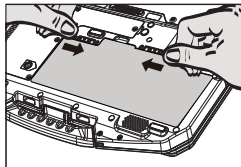
Standard configuration items.

1. Install The Battery

Align and insert the battery into the compartment.

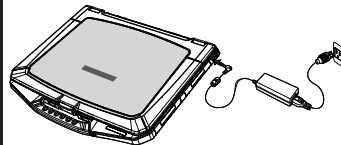


Slide the latch to the lock position to secure the battery.



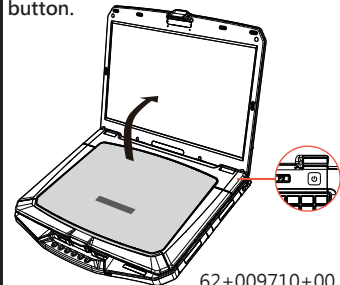
2. Connect The AC Adapter

The AC adapter powers up the device and charges the battery.

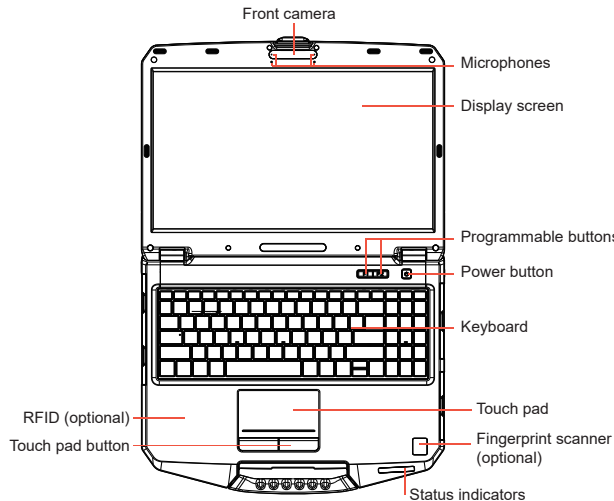


3. Power On

Lift the display cover up to the upright position, then click the power button.



62+009710+00



Kensington lock hole



Media bay

