








Drive Cage *Standard 3.5" Device in 5.25" Drive Bay Solutions*

Following the traditional industrial system needs for stability, durability and toughness for storage drive operating condition, IEI provides various kinds of standard 3.5" device in 5.25" removable drive bay and modules for different demands.

	SATA / IDE / SSD Solution		
			
Model Name	XWC-410030507220-RS	XWC-410030507230-RS	RHD-302SATA-R30
Dimensions (L x W x H) (mm)	150 x 146 x 42	150 x 146 x 42	202 x 146 x 86
Material	Aluminum	Aluminum	Aluminum alloy
Interface	SATA / IDE / SSD	SATA / IDE / SSD	SATA III / SAS III
Data Transfer Rate			SATA III / SAS III 12Gbps
Drive Bay Space	One 5.25" drive bay	One 5.25" drive bay	2 x 5.25" Device Bay for 3 x 2.5" or 3.5" Hard Drive
HDD Type	Internal 3.5" device bay	Internal 3.5" device bay	2.5" or 3.5" Hard Drive
Cooling Fan			8 cm
Hot Swap	No	No	Yes
Keylock	No	No	No
Signal Out	No	No	SATA III 7-Pin
Color	Black	White	Black
Gross Weight	0.2 kg	0.2 kg	1.3kg

	SATA Solution			
				
Model Name	RHD-102SATA-R20	RHD-102DW-R20	RHD-101SATA-R20	RHD-104SATA-R20
Dimensions (L x W x H) (mm)	140 x 101.6 x 25	153 x 146 x 42	140 x 101.6 x 25	149.6 x 146 x 42.1
Material	Aluminum & SPCC	Aluminum	Aluminum & SPCC	Full Metal
Interface	SATA 7 + 15 Pin	SATA	SATA 7 + 15 Pin	SATA III
Data Transfer Rate	up to 6Gb/Sec	up to 6Gb/Sec	Up to 6Gb/Sec	SATA III 6Gbps
Drive Bay Space	One 3.5" drive bay	One 5.25" drive bay	One 3.5" drive bay	1 x 5.25" Device Bay for 4 x 2.5" Hard Drive
HDD Type	2.5" SATA/SAS 2 x HDD/SSD	2.5" SATA 2 x HDD/SSD	2.5" SATA/SAS 1 x HDD/SSD	2.5" Hard Drive
Cooling Fan	No	Yes	No	4CM
Hot Swap	Yes	Yes	Yes	Yes
Keylock	Yes	Yes	Yes	Yes
Signal Out	SATA 7 Pin	SATA 7 Pin	SATA 7 Pin	SATA III 7-Pin
Color	Black	Black	Black	Black
Gross Weight	0.304 Kg	0.534 Kg	0.236 Kg	0.56kg

FCD-301



Pin 1	Pin 2	Pin 3	Pin 4
+5V	Data-	Data+	GND


3.5" compact drive bay with USB port

- The most suitable USB cable for IEI's CPU boards
- Support standard 3.5" drive bay, 4-pin female connector to CPU boards' pin header, length: 60cm
- RoHS compliant
- Pin definition

Ordering Information

Part No.	Description
FCD-301[C]-RS	3.5" compact drive bay with USB port, RoHS Color Code: B=Black, W=White

AS-35A



- Resistant to shocks and vibrations from all directions
- Support 3.5" HDD into 5.25" drive bay (AS-35A)
- Meets the following standards:
 - » MIL-SLD-810F 514.5C-1 standard
 - » 5-20Hz, 1G peak to peak
 - » 60-200Hz, 3G peak to peak
- RoHS compliant

Ordering Information

Part No.	Description
AS-35A-RS	3.5" drive anti-vibration kit, RoHS

AS-25A



- Resistant to shocks and vibrations from all directions
- Support 2.5" HDD into 3.5" drive bay (AS-25A)
- Meets the following standards:
 - » MIL-SLD-810F 514.5C-1 standard
 - » 5-20Hz, 1G peak to peak
 - » 60-200Hz, 3G peak to peak
- RoHS compliant

Ordering Information

Part No.	Description
AS-25A-RS	2.5" drive anti-vibration kit, RoHS