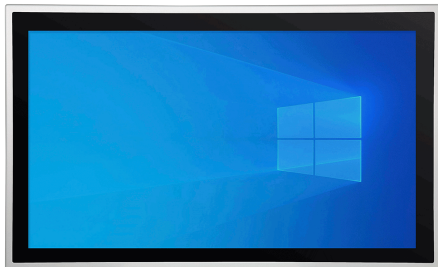




# ASLAN-W1015C

Fanless 15.6" Wide-Screen Industrial Panel PC with 11<sup>th</sup> Gen. Intel® Core™ i Processor



## Features

- 15.6" LCD Display w/ LED Backlight
- Flat panel with PCAP touch screen
- IP65 compliant front panel
- Anti-scratch surface: 7H hardness
- Support Mini PCIe /M.2 B-Key/ M.2 E-Key expansion slot
- Rich I/O: 3x COM/ 1x2.5 GbE LAN & 2x GbE LAN / 4 x USB3.2 / 8xDI & 8xDO
- Wide power input range(9~36 VDC) & wide operating temperature(-20°C ~ 55°C)
- Fanless cooling system

## System

CPU	Soldered onboard Intel® 11 <sup>th</sup> Gen Core™ i5-1145G7E Processor 1.50 GHz
Memory	2 x 260-pin DDR4 SO-DIMM sockets, supporting 3200MHz SDRAM up to 64GB (1 x 4GB DDR4 SO-DIMM pre-installed)
LAN Chipset	1 x Intel® i225/ i226LM PCIe controller w/ iAMT 2 x Intel® i210 / i211AT PCIe controller
Watchdog Timer	1~255 levels reset
TPM	Support TPM 2.0

## Storage

Type	1 x 2.5" drive bay (SATA III) 1 x M.2 M-Key 2242/2280 slot (PCIe Gen III x4 + SATA III)
------	--

## Audio

Type	1 x Mic-in / 1 x Line out 2 x 1.5W speakers (optional)
------	---

## LCD Display

Size/Type	15.6" TFT LCD panel
Max. Resolution	1366 x 768, WXGA
Max. Colors	16.7M
Luminance	400 cd/m <sup>2</sup>
Touch Screen	Projected capacitive touch panel
View Angle (U/D/R/L)	80°/80°/85°/85°

## Power System

Power Input	9~36 VDC (3-pin terminal block: V+, V-, GND)
Remote Control	1 x 3-pin terminal block
Button	1 x power button 1 x reset button
Power Consumption	56.68W (Without I/O cards)

## Qualification

Certification	CE, FCC Class A
---------------	-----------------

## OS Support

Windows 10 / Windows 11 / Linux: Ubuntu 20.04
---

## Expansion

Expansion Bus	1 x mPCIe (PCIe x1 + USB2.0, Full Size) w/ 1 x nano SIM card slot 1 x M.2 B-Key 2242/3042/3052 (PCIe x2 + USB3.0) w/ 2 x nano SIM card slots for 5G module 1 x M.2 E-Key 2230 (CNVi + USB 2.0) slot for WiFi /BT <b>**Support CNVi modules only**</b>
---------------	--

## External I/O

Serial Ports	2 x DB-9 connectors for RS-232 1 x DB-9 connectors for RS-232/422/485
USB Ports	4 x USB-A 3.2 Gen 2
LAN	1 x RJ-45 2.5 GbE LAN port 2 x RJ-45 GbE LAN ports
Video	1 x HDMI 2.0b, up to 3840x2160@60Hz 1 x DisplayPort 1.4, up to 3840x2160@60Hz
DIO	8 x DI & 8 x DO w/ 1.5KV isolation
Others	4 x Antenna holes

## Mechanical


Mounting Type	Panel mount & VESA-100 mounting
Material	Aluminum front bezel and SGCC chassis
Dimension (W x H x D)	404 x 255 x 65.8 mm
Weight (Net)	5.5 kg

## Environmental

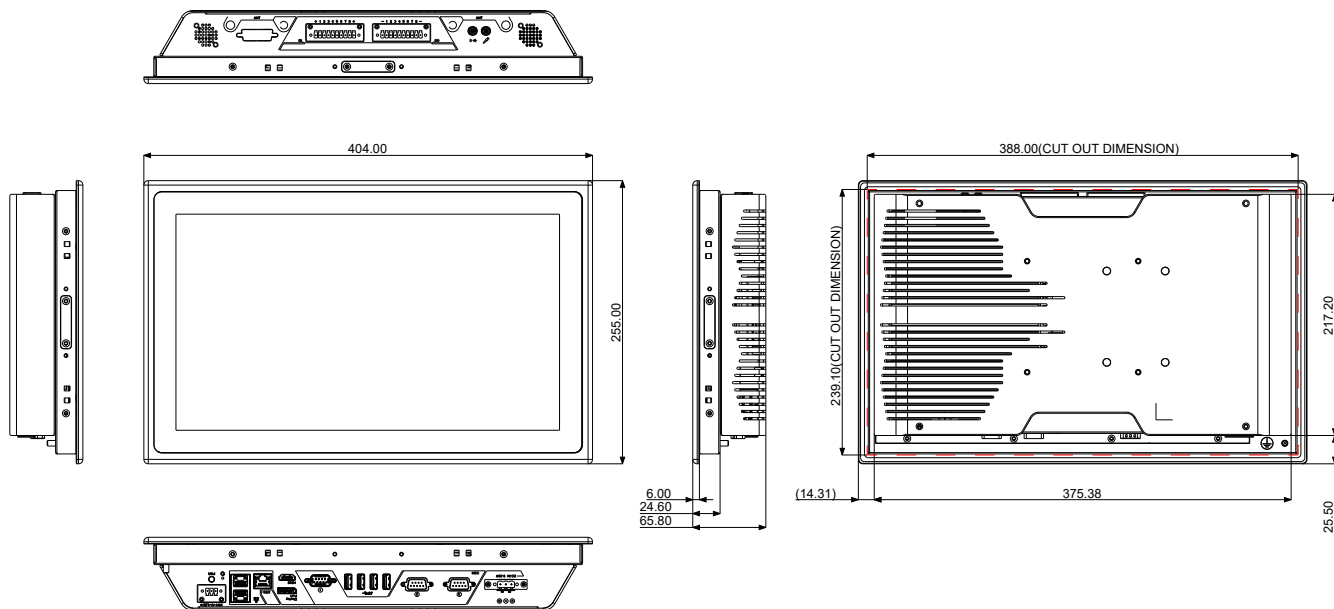
Operating Temp.	-20°C ~ 55°C
Storage Temp.	-30°C ~ 70°C
Operating Humidity	10 ~ 95% RH @ 55°C (non-condensing)
Vibration	5 ~ 500Hz, 1Grms random (w/ SSD)
Shock	Operating 10G, 11ms non-operating 30G, 11ms (w/ SSD)

## Ordering Information

ASLAN -W1015C	15.6" Soldered onboard Intel® 11 <sup>th</sup> Gen Core™ i5-1145G7E Processor 1.50 GHz processor, wide-screen industrial panel PC w/ 4GB Memory
---------------	---



## Dimensions



## Optional Accessories

PAC-120W6B-FSP-ES 19V/6.32A 120W AC/DC power adapter kit



64/128/256GB SSD 2.5" SSD MLC 64/128/256GB



WiFi-AT4550 Atheros QCNFA324 Wi-Fi module w/ 2\*30cm internal wiring



ANT-D11 1 x Wi-Fi Dual-band 2.4G/5G antenna



SCK-722C Assembly kit for SiP-41B/42B



ADK-W10X Audio kit for ASLAN-W10XX series

