


Industrial 8-Port 10/100TX + 2-Port Gigabit TP/SFP Combo Ethernet Switch (-40~75 degrees C)



Robust Features for Industrial Ethernet Networks with Plug and Play Configuration

Designed for heavy industrial demanding environments, PLANET's new IFGS-1022TF comes with high-density **8 10/100BASE-TX ports**, **2 additional Gigabit copper/SFP combo interfaces** and **redundant power system**. Though it includes robust features designed for industrial Ethernet networks, its Plug and Play makes configuration easy. With the IP30-rated rugged but compact-sized case, it can operate stably under the temperature range from **-40 to 75 degrees C** and can be installed in any difficult environment without space limitation.



Two Gigabit Uplink Ports

The IFGS-1022TF provides two extra Gigabit TP/SFP combo interfaces that enable the network administrators to increase their network bandwidth to relieve traffic congestion when the two 10/100/1000BASE-T uplink ports are used to connect devices, such as NVR, video streaming server, NAS and more. With the combo design, the administrators can easily connect network devices no matter how large the network expansion is.

Flexibility and Long-distance Extension Solution

Through the two shared **Gigabit-speed fiber SFP ports**, it can also connect with the **1000BASE-SX/LX SFP** (small form-factor pluggable) fiber transceiver to uplink to backbone switch and monitoring center in long distance. The distance can be extended from 550 meters (multi-mode fiber) to 10/20/30/40/50/60/70/120 kilometers (single-mode fiber or WDM fiber). They are well suited for applications within the industrial data centers and distributions.

Physical Port

- 8 x 10/100BASE-TX Fast Ethernet RJ45 ports (Port-1 to Port-8)
- 2 x 10/100/1000BASE-T Gigabit Ethernet RJ45 ports (Port-9 and Port-10)
- 2 x 1000BASE-SX/LX/BX SFP interfaces (Port-9 and Port-10)

Switching


- Complies with IEEE 802.3 10BASE-T, IEEE 802.3u 100BASE-TX Ethernet standard
- Supports auto-negotiation and 10/100Mbps half/full duplex mode
- Prevents packet loss with back pressure (half-duplex) and IEEE 802.3x pause frame flow control (full-duplex)
- Complies with IEEE 802.3az Energy Efficient Ethernet (EEE)
- IEEE 802.1p CoS
- Supports 16K MAC address
- Automatic address learning and address aging

Industrial Case and Installation

- IP30 metal case
- DIN-rail and wall-mount designs
- 9 to 48V DC, redundant power with reverse polarity protection
- 24V AC power input
- Supports 6KV DC Ethernet ESD protection
- -40 to 75 degrees C operating temperature
- Free fall, shock-proof and vibration-proof for industries

Environmentally Hardened Design

With the IP30 aluminum industrial case, the IFGS-1022TF provides a high level of immunity against electromagnetic interference and heavy electrical surges which are usually found on plant floors or in curb-side traffic control cabinets without air conditioning. Being able to operate under the temperature range from -40 to 75 degrees C, the IFGS-1022TF can be placed in almost any difficult environment.



Robust Protection

The IFGS-1022TF provides contact discharge of ±6KV DC and air discharge of ±6KV DC for Ethernet ESD protection. It also supports ±6KV surge immunity to improve product stability and protects users' networks from devastating ESD attacks, making sure the flow of operation does not fluctuate.

Energy Savings

The IFGS-1022TF, integrated with advanced green networking technologies and IEEE 802.3az Energy Efficient Ethernet (EEE) protocol based power savings, is able to provide power savings of up to 50% but maintain high performance efficiently.

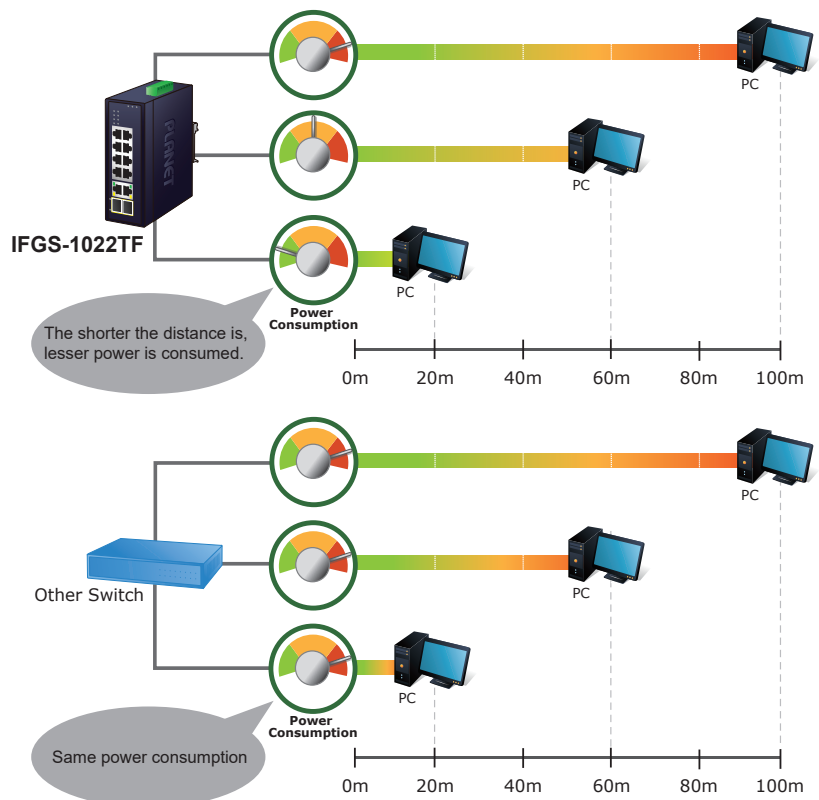
Link Down power savings

The Link Down power savings goes beyond IEEE specifications to automatically lower power consumption for a given port when it is not linked. With the Link Down power saving technology, the IFGS-1022TF will automatically adjust power usage of the ports that are shut down or not connected to network device.

Intelligent power scale based on cable length

Intelligent power scale is an intelligent algorithm that actively determines the appropriate power level based on cable length. When the IFGS-1022TF is connected with Ethernet cable shorter than 20m, a device can obtain maximum power savings because the IFGS-1022TF would automatically detect the Ethernet cable length and diminish power usage. The connected device can substantially reduce the overall power consumption, which makes a significant contribution to energy savings.

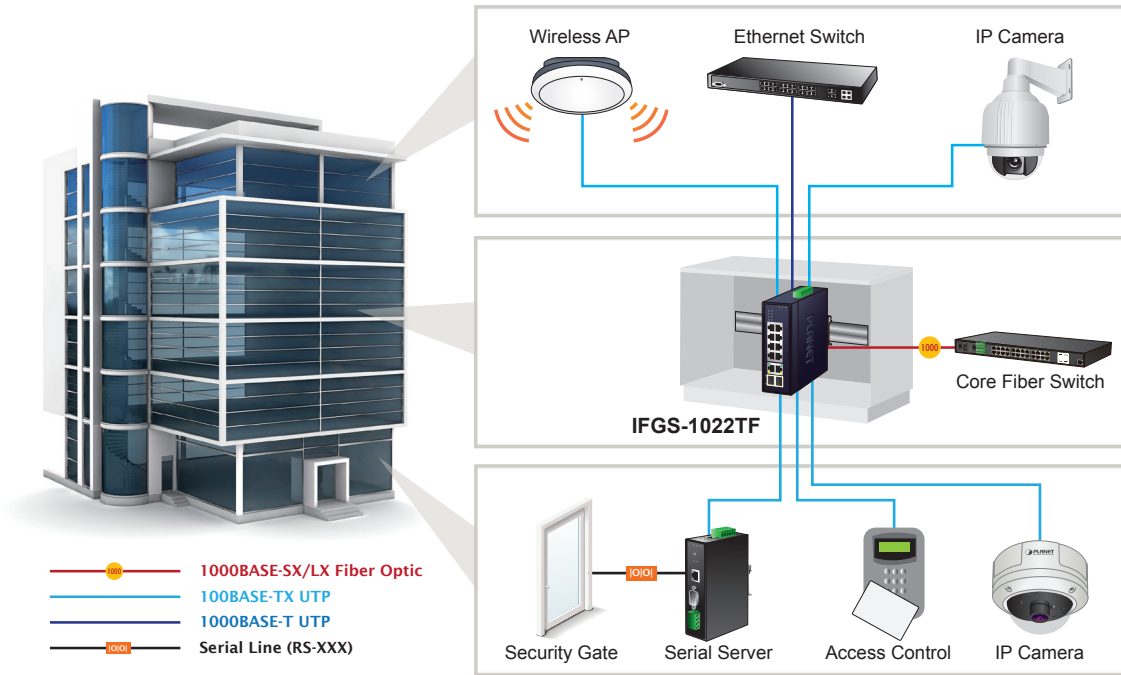
Intelligent Power Savings



Applications

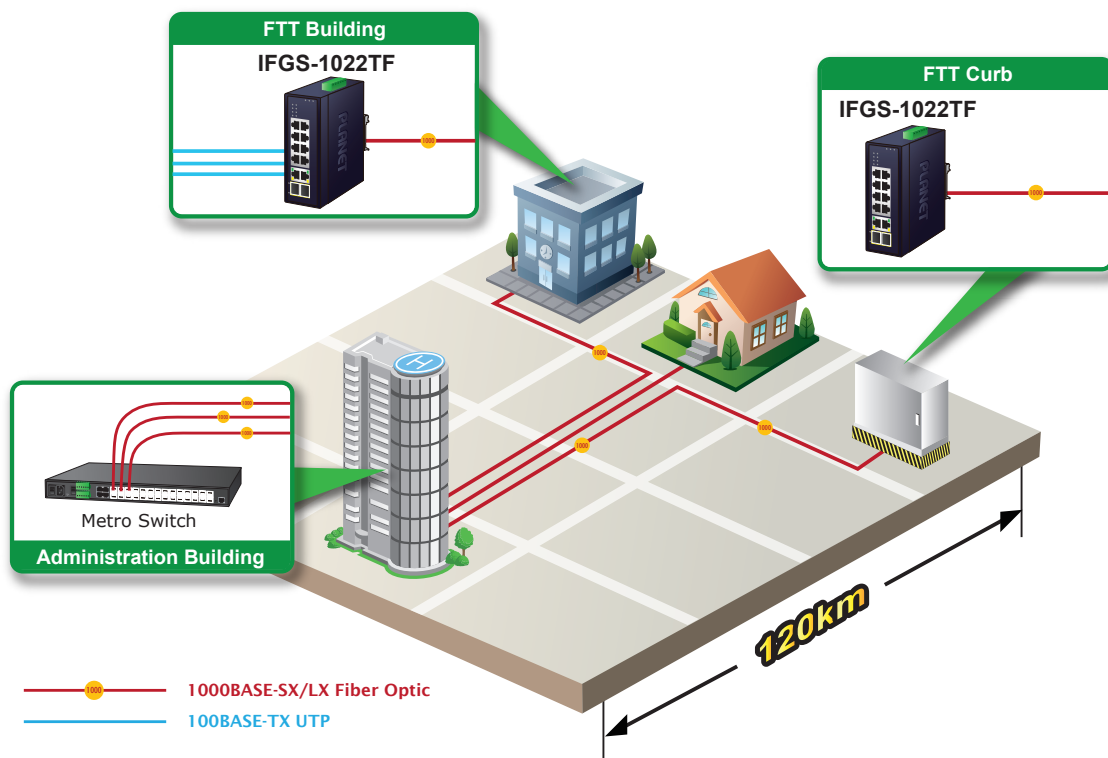
Industrial-grade Switch for Building Automation and Security

The IFGS-1022TF's IP30-rated metal case is particularly designed for heavy industries, such as factories, harbors, warehouses, and more. Suitable for buildings where security is strictly enforced, the IFGS-1022TF, with sixteen Fast Ethernet interfaces, can easily build an IP phone system, IP surveillance system, security control system and wireless AP group in the harsh Industrial environment.



FTTx Solutions for MAN Application

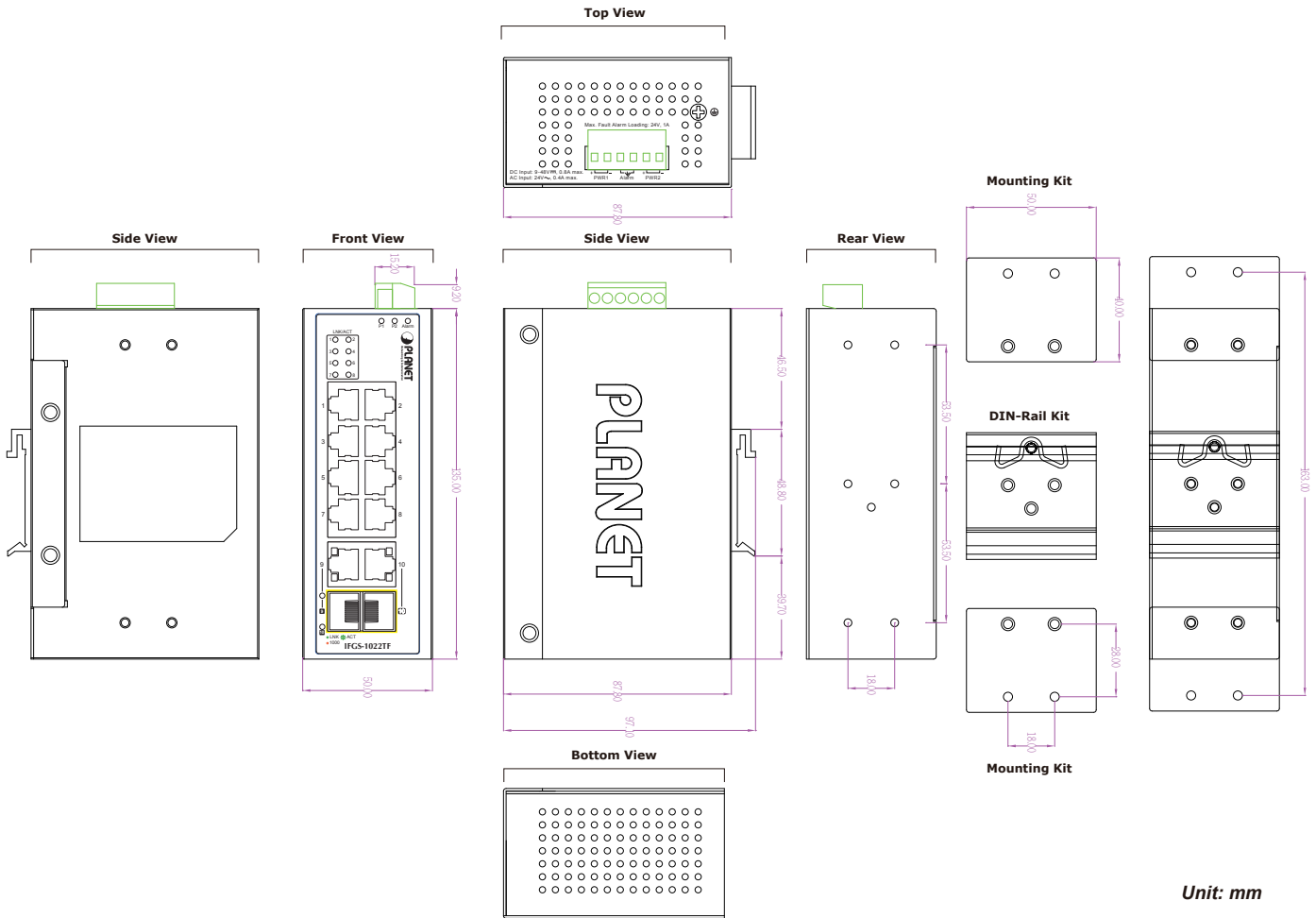
To build a network solution of FTTH (Fiber to the Home) or FTTC (Fiber to the Curb) for ISPs, and FTTB (Fiber to the Building) for enterprises, the various distances of SFP and Bidi (WDM) transceivers are optional for customers. With two Gigabit-speed SFP slots built in, the deployment distance of the IFGS-1022TF can be extended up to 120 kilometers (single-mode fiber), which provides a high-performance edge service for FTTx solutions. The IFGS-1022TF is the ideal solution for service providers such as ISPs and telecoms to build Metropolitan Area Network (MAN) based on the fiber technology.



Product Specifications

Product	IFGS-1022TF
Hardware Specifications	
Fast Ethernet Copper Ports	8 x 10/100BASE-TX RJ45 auto-MDI/MDI-X ports
Gigabit Ethernet Copper Ports	2 x 10/100/1000BASE-T RJ45 auto-MDI/MDI-X ports (shared with Port-9 and Port-10)
SFP Slots	2 x 1000BASE-SX/LX/BX SFP interfaces (shared with Port-9 and Port-10)
Enclosure	IP30 metal case
Installation	DIN-rail kit and wall-mount kit
Connector	Removable 6-pin terminal block for power input Pin 1/2 for Power 1, Pin 3/4 for fault alarm, Pin 5/6 for Power 2
Alarm	One relay output for power failure. Alarm relay current carry ability: 1A @ 24V DC
Dimensions (W x D x H)	50 x 87.8 x 135 mm
Weight	536g
Power Requirements	Dual 9~48V DC 24V AC
Power Consumption	Max. 7.2 watts/24.6BTU
ESD Protection	6KV DC
Switching Specifications	
Switch Architecture	Store-and-Forward
Switch Fabric	5.6Gbps (non-blocking)
Throughput (packet per second)	4.16Mpps@ 64 bytes
Address Table	16K entries, automatic source address learning and aging
Shared Data Buffer	4Mbits
Flow Control	IEEE 802.3x pause frame for full-duplex Back pressure for half-duplex
Jumbo Frame	16K bytes
Standards Conformance	
Regulatory Compliance	FCC Part 15 Class A, CE
Stability Testing	IEC60068-2-32 (free fall) IEC60068-2-27 (shock) IEC60068-2-6 (vibration)
Standards Compliance	IEEE 802.3 10BASE-T IEEE 802.3u 100BASE-TX IEEE 802.3ab Gigabit 1000T IEEE 802.3z Gigabit SX/LX IEEE 802.3x flow control and back pressure IEEE 802.1p Class of Service IEEE 802.3az Energy Efficient Ethernet (EEE)
Environment	
Operating Temperature	-40 ~ 75 degrees C
Storage Temperature	-40 ~ 85 degrees C
Humidity	5 ~ 95% (non-condensing)

Dimensions



Ordering Information

IFGS-1022TF	Industrial 8-Port 10/100TX + 2-Port Gigabit TP/SFP Combo Ethernet Switch (-40~75 degrees C)
-------------	---

Related Products

IFGS-1022HPT	Industrial 8-Port 10/100TX 802.3at PoE + 2-Port Gigabit TP/ SFP combo Ethernet Switch (-40~75 degrees C)
ISW-1600T	Industrial 16-Port 10/100TX Fast Ethernet Switch (-40~75 degrees C)
IFGS-1822TF	Industrial 16-Port 10/100TX + 2-Port Gigabit TP/SFP Combo Ethernet Switch (-40~75 degrees C)

Available 1000Mbps Modules

MGB-GT	SFP-Port 1000 BASE-T Module
MGB-LX	SFP-Port 1000 BASE-LX Mini-GBIC Module - 20km
MGB-SX	SFP-Port 1000 BASE-SX Mini-GBIC Module - 550m
MGB-SX2	SFP-Port 1000 BASE-SX Mini-GBIC Module - 2km
MGB-L40	SFP-Port 1000 BASE-LX Mini-GBIC Module - 40km
MGB-L80	SFP-Port 1000 BASE-LX Mini-GBIC Module - 80km
MGB-L120	SFP-Port 1000 BASE-LX Mini-GBIC Module - 120km
MGB-LA10	SFP-Port 1000 BASE-BX (WDM, TX:1310nm) Mini-GBIC Module - 10km
MGB-LB10	SFP-Port 1000 BASE-BX (WDM, TX:1550nm) Mini-GBIC Module - 10km

MGB-LA20	SFP-Port 1000 BASE-BX (WDM, TX:1310nm) Mini-GBIC Module - 20km
MGB-LB20	SFP-Port 1000 BASE-BX (WDM, TX:1550nm) Mini-GBIC Module - 20km
MGB-LA40	SFP-Port 1000 BASE-BX (WDM, TX:1310nm) Mini-GBIC Module - 40km
MGB-LB40	SFP-Port 1000 BASE-BX (WDM, TX:1550nm) Mini-GBIC Module - 40km
MGB-LA80	SFP-Port 1000 BASE-BX (WDM, TX:1490nm) Mini-GBIC Module - 80km
MGB-LB80	SFP-Port 1000 BASE-BX (WDM, TX:1550nm) Mini-GBIC Module - 80km
MGB-TSX	SFP-Port 1000 BASE-SX Mini-GBIC Module - 550m (-40~75 degrees C)
MGB-TSX2	SFP-Port 1000 BASE-SX Mini-GBIC Module - 2km (-40~75 degrees C)
MGB-TLX	SFP-Port 1000 BASE-LX Mini-GBIC Module - 20km (-40~75 degrees C)
MGB-TL40	SFP-Port 1000 BASE-LX Mini-GBIC Module - 40km (-40~75 degrees C)
MGB-TL80	SFP-Port 1000 BASE-LX Mini-GBIC Module - 80km (-40~75 degrees C)
MGB-TSA	SFP-Port 1000 BASE-BX (WDM, TX:1310nm) Mini-GBIC Module - 2km (-40~75 degrees C)
MGB-TSB	SFP-Port 1000 BASE-BX (WDM, TX:1550nm) Mini-GBIC Module - 2km (-40~75 degrees C)
MGB-TLA10	SFP-Port 1000 BASE-BX (WDM, TX:1310nm) Mini-GBIC Module - 10km (-40~75 degrees C)
MGB-TLB10	SFP-Port 1000 BASE-BX (WDM, TX:1550nm) Mini-GBIC Module - 10km (-40~75 degrees C)
MGB-TLA20	SFP-Port 1000 BASE-BX (WDM, TX:1310nm) Mini-GBIC Module - 20km (-40~75 degrees C)
MGB-TLB20	SFP-Port 1000 BASE-BX (WDM, TX:1550nm) Mini-GBIC Module - 20km (-40~75 degrees C)
MGB-TLA40	SFP-Port 1000 BASE-BX (WDM, TX:1310nm) Mini-GBIC Module - 40km (-40~75 degrees C)
MGB-TLB40	SFP-Port 1000 BASE-BX (WDM, TX:1550nm) Mini-GBIC Module - 40km (-40~75 degrees C)
MGB-TLA80	SFP-Port 1000 BASE-BX (WDM, TX:1490nm) Mini-GBIC Module - 80km (-40~75 degrees C)
MGB-TLB80	SFP-Port 1000 BASE-BX (WDM, TX:1550nm) Mini-GBIC Module - 80km (-40~75 degrees C)