

24-Port 10/100/1000T 802.3at PoE + 2-Port 10/100/1000T + 2-Port Gigabit TP/SFP Combo Ethernet Switch



Centralized Power Management for Gigabit Ethernet PoE Networking

To facilitate 32W PoE power network applications with Gigabit speed transmission, PLANET GSW-2824P is equipped with **24 10/100/1000BASE-T** Gigabit Ethernet ports, 4 extra Gigabit TP ports and **2 1000BASE-X SFP combo** interfaces with the inner power system. With a total of 250 watts of PoE budget, it features high-performance Gigabit IEEE 802.3af PoE (up to 15.4W) and IEEE 802.3at PoE+ (up to 32W) capabilities on all ports.

By offering reliable switching technology and advanced networking features, the GSW-2824P optimizes the installation and power management of network devices such as wireless access points, VoIP phones, and security cameras. It also eliminates time and cost of deployment by integrating power and data switching into one unit and freeing network devices from restrictions of power outlet locations and the additional AC wiring.



Perfect Integrated Solution for PoE IP Surveillance

The GSW-2824P brings you an ideally secure surveillance system at a lower total cost. The GSW-2824P provides 24 10/100/1000Mbps 802.3at PoE+ ports able to provide sufficient PoE power to 24 IEEE 802.3af/IEEE 802.3at PoE+ IP cameras at the same time. It is also able to connect with one 25-channel NVR or three 8-channel NVRs, uplinked to backbone switch and the monitoring center. With such a high-performance switch architecture, the recorded video files from the PoE IP cameras can be saved to the NVR system where the administrator can control and monitor the surveillance images in both the local LAN and remote sites.

Physical Port

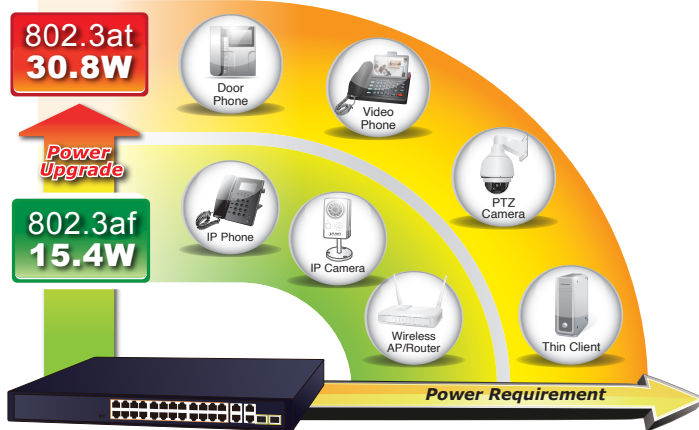
- 24-port 10/100/1000BASE-T RJ45 copper with PoE injector function
- 4 10/100/1000BASE-T RJ45 copper interfaces
- 2 1000BASE-X SFP combo interfaces, shared with Ports 27~28

Power over Ethernet

- Complies with IEEE 802.3at Power over Ethernet Plus end-span PSE
- Up to 24 ports of IEEE 802.3af / 802.3at devices powered (ports 1~24)
- Supports PoE power up to 32 watts for each PoE port, with a total PoE budget of 250W.
- Each port supports 54V DC power to PoE powered device.
- Auto detects powered device (PD)
- Supports PD alive function.
- Circuit protection prevents power interference between ports.
- Remote power feeding up to 100m in standard mode with 250m in extend mode

Switching

- Hardware-based 10/100/1000Mbps auto-negotiation and auto MDI/MDI-X
- Supports IEEE802.3x flow control in full-duplex mode and backpressure in half-duplex mode
- Integrates address look-up engine, supporting 8K absolute MAC addresses
- 9K jumbo frame supports all speeds (10/100/1000Mbps)
- Hardware-based DIP switch for **Standard, VLAN or Extend** mode selection;
 - VLAN mode: Ports 1~24 cannot communicate with each other, but can communicate with the uplink ports 25~28 and SFP ports 27~ 28
 - Extend mode: Ports 1~8 have data rate of 10Mbps. The farthest transmission distance is up to 250 meters and all ports can communicate with each other.
- VLAN mode is to isolate ports to prevent broadcast storm and defend DHCP spoofing
- Automatic address learning and address aging



Hardware

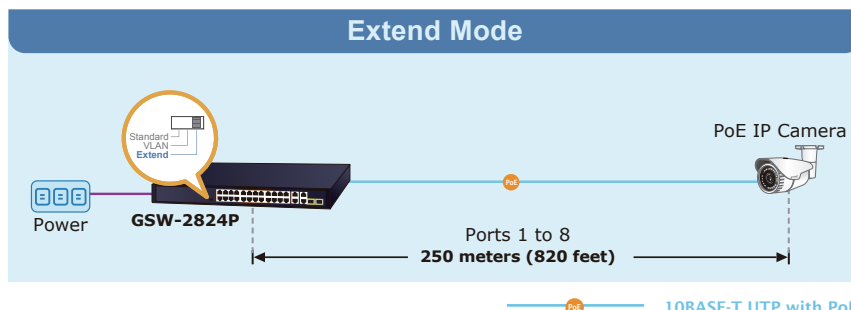
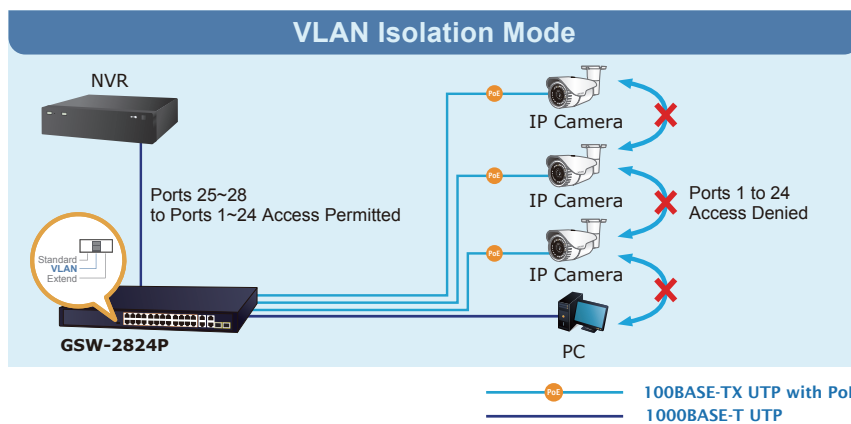

- 19-inch rack-mount size, 1U height
- LED indicators for system power, per port PoE ready and PoE activity, speed, Link/Act
- 2 fans to provide stable and efficient power performance
- Supports contact discharge of $\pm 6\text{KV}$ DC and air distance discharge of $\pm 8\text{KV}$ DC for Ethernet ESD protection
- Supports $\pm 6\text{KV}$ surge immunity

Ethernet Data Transmission Distance Extension

The DIP switch provides “Standard”, “VLAN” and “Extend” operation modes.

- The GSW-2824P operates as a normal IEEE 802.3at PoE+ switch in the “Standard” operation mode.
- The “VLAN” operation mode features port-based VLAN function that helps to prevent the IP camera’s multicast or broadcast storm from influencing each other.
- In the “Extend” operation mode, the GSW-2824P operates on a per-port basis at 10Mbps duplex operation but supports 20-watt PoE power output over a distance of up to 250 meters overcoming the 100m limit on Ethernet UTP cable.

With this brand-new feature, the GSW-2824P provides an additional solution for 802.3at PoE+ distance extension, thus saving the cost of Ethernet cable installation.




Powered Device Alive Check

The GSW-2824P adopts not only Power over Ethernet technology, but also automated PD monitoring and real-time PoE status.

The PD alive check feature is applied in Standard, VLAN and Extend modes. After the PoE of the port is powered on, the device starts to detect whether the port is transmitting data. If the port does not transmit data and the duration exceeds a specific time, PoE will automatically power off and then re-power. It also will greatly enhance the network reliability in that the PoE port will reset the PD power, thus reducing administrator's management burden.

PoE PD Alive Check



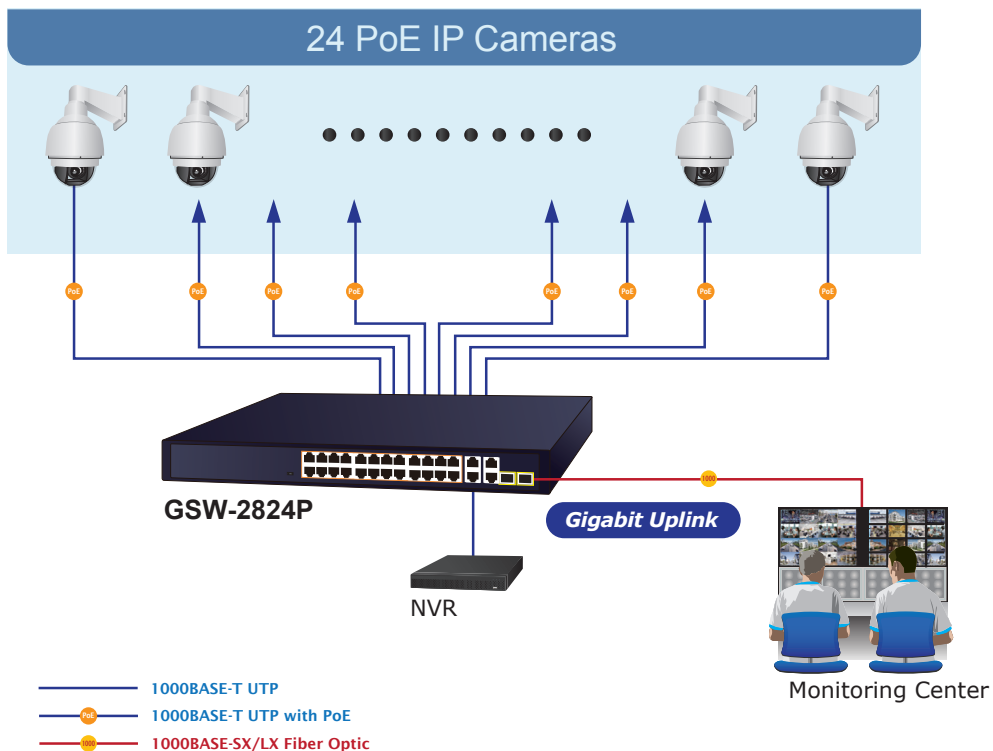
Flexible Extension Solution

The two SFP ports built in the GSW-2824P are compatible with the 1000BASE-SX/LX SFP (Small Form-factor Pluggable) fiber transceiver, uplinked to backbone switch and monitoring center in long distance. The distance can be extended from 550 meters (multi-mode fiber) to 10/20/30/40/50/60/70/120 kilometers (single-mode fiber or WDM fiber). They are well suited for applications within the enterprise data centers and distributions.

Applications

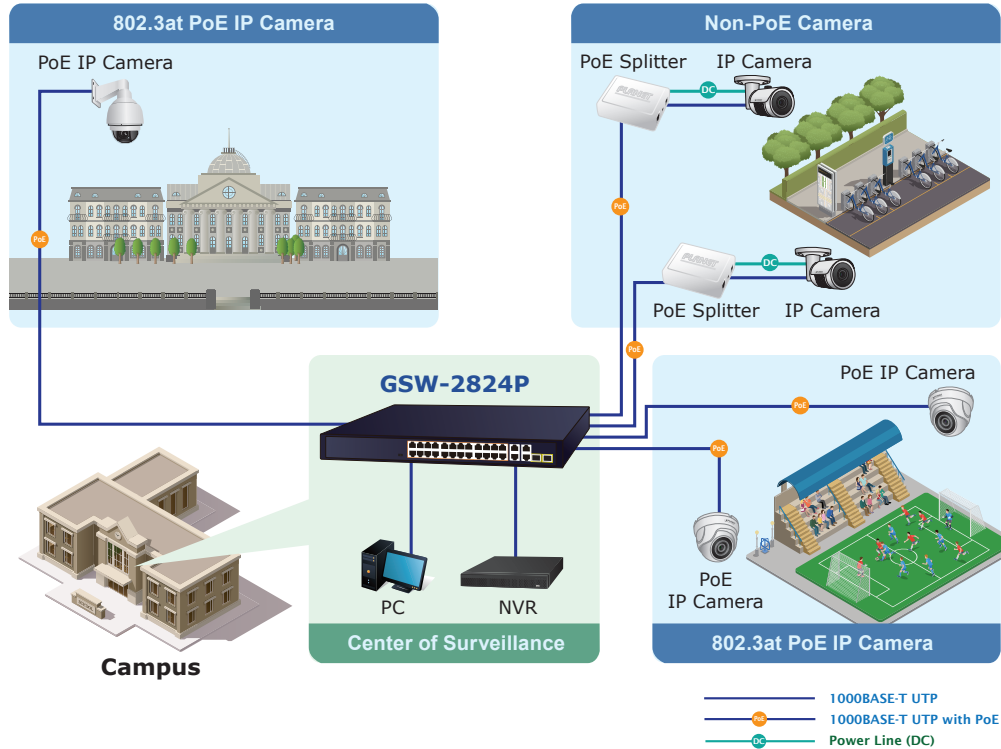
Perfectly Integrated Solution for IP PoE Camera and NVR System

Particularly designed for the growing popular IP Surveillance applications, the GSW-2824P 802.3at PoE Switch is positioned as a Surveillance Switch for quick and easy PoE IP camera deployment with power feeding. The GSW-2824P provides both 802.3at and 802.3af PoE functions along with 24 10/100/1000BASE-TX ports featuring 32-watt 802.3at PoE in RJ45 interface, 2 extra Gigabit copper ports and 2 Gigabit SFP combo interfaces supporting high-speed transmission of surveillance images and videos.



Department / Workgroup PoE Network

Providing 24 PoE in-line power interfaces, the GSW-2824P can easily build a power that can centrally control IP phone system, IP camera system and wireless AP group for the enterprise. Cameras can be installed around the corner in the company or campus for surveillance demands. Without the power-socket limitation, the GSW-2824P makes the installation of cameras easier and more efficient.



Specifications

Model	GSW-2824P
Hardware Specifications	
10/100/1000BASE-T Copper Ports	28 auto MDI/MDIX
1000BASE-X SFP Slots	2 (Shared with copper ports Port 27 and Port 28)
DIP Switch	Selectable operation mode <ul style="list-style-type: none"> ■ Standard ■ VLAN ■ Extend
Dimensions (W x D x H)	207.3 x 441.5 x 44 mm (1U height)
Enclosure	Metal
Weight	3022g
Power Requirements	100~240V AC, 50/60Hz, 5A max.
Power Consumption/Dissipation	Max. 298 watts/1017 BTU
Thermal Fan	2
ESD Protection	Contact discharge of ±6KV DC, Air discharge of ±8KV DC
Surge Protection	±6KV
Installation	Desktop or rack-mount installation
LED Indicators	System Power (Green) 10/100/1000T RJ45 Interfaces 10/100 LNK / ACT(Amber) 1000 LNK / ACT (Green) PoE-in-Use(Amber) 1000X SFP Interfaces 1000 LNK / ACT (Green)
Switching	
Switch Architecture	Store-and-Forward
Switch Fabric	56Gbps

Switch Throughput@64bytes	41.66Mpps
MAC Address Table	8K entries
Jumbo Frame	9216 bytes
Flow Control	IEEE 802.3x pause frame for full duplex; back pressure for half duplex
Power over Ethernet	
PoE Standard	IEEE 802.3at Power over Ethernet Plus/PSE
PoE Injector Ports	24
PoE Power Supply Type	End-span: 1/2 (+), 3/6 (-)
PoE Power Output	Per port 54±1V DC, 300mA. max. 15.4 watts (IEEE 802.3af) Per port 54±1V DC, 600mA. max. 32 watts (IEEE 802.3at)
PoE Power Budget	250 watts
Number of PDs, 7 watts	24
Number of PDs, 15.4 watts	16
Number of PDs, 30 watts	8
Standards Conformance	
Regulatory Compliance	FCC Part 15 Class A, CE
Standards Compliance	IEEE 802.3 10BASE-T IEEE 802.3u 100BASE-TX IEEE 802.3ab Gigabit 1000BASE-T IEEE 802.3z Gigabit SX/LX IEEE 802.3x flow control and back pressure IEEE 802.3af Power over Ethernet IEEE 802.3at Power over Ethernet Plus IEEE 802.3az Energy Efficient Ethernet
Environment	
Operating	Temperature: 0 ~ 50 degrees C Relative Humidity: 5~ 95% (non-condensing)
Storage	Temperature: -10 ~ 70 degrees C Relative Humidity: 5 ~ 95% (non-condensing)

Ordering Information

GSW-2824P	24-Port 10/100/1000T 802.3at PoE + 2-Port 10/100/1000T + 2-Port Gigabit TP/SFP Combo Ethernet Switch (250W)
-----------	---

Related PoE Products

ICA-A4280	H.265 1080p Smart IR Dome IP Camera with Artificial Intelligence
ICA-A3280	H.265 1080p Smart IR Bullet IP Camera with Artificial Intelligence
ICA-M4580P	H.265 5 Mega-pixel Smart IR Dome IP Camera with Remote Focus and Zoom
ICA-M3580P	H.265 5 Mega-pixel Smart IR Bullet IP Camera with Remote Focus and Zoom
ICA-4280	H.265 1080p Smart IR Dome IP Camera
ICA-3280	H.265 1080p Smart IR Bullet IP Camera
ICA-HM620	2 Mega-pixel PoE Plus Speed Dome Internet Camera
ICA-E6260	2 Mega-pixel PoE Plus Speed Dome IP Camera
WDAP-W1200E	Dual Band 802.11ac 1200Mbps Wave 2 In-wall Wireless Access Point
WDAP-C1800AX	Dual Band 802.11ax 1800Mbps Ceiling-mount Wireless Access Point w/802.3at PoE+ & 2 10/100/1000T LAN Ports
WDAP-C7210E	1200Mbps 802.11ac Wave 2 Dual Band Ceiling-mount Wireless Access Point w/802.3at PoE+ and 2 10/100/1000T LAN Ports
WBS-502N	5GHz 802.11a/n 300Mbps Outdoor Wireless CPE (Built-in 15dBi Antenna)
WBS-512AC	5GHz 802.11ac 900Mbps Outdoor Wireless CPE
WDAP-850AC	Dual Band 802.11ac 1200Mbps Wave 2 Outdoor Wireless AP
VIP-1120PT	High Definition Color PoE IP Phone
VIP-2140PT	High Definition Color PoE IP Phone with Dual Display
VTS-700P	7-inch SIP Indoor Touch Screen PoE Video Intercom

HDP-5240PT	720p SIP Multi-unit Door Phone with RFID and PoE
HDP-5260PT	720p SIP Multi-unit Apartment Vandalproof Door Phone with RFID and PoE
POE-161S	IEEE 802.3at Gigabit Power over Ethernet Plus Splitter with 5V/12VDC output (10/100/1000Mbps)
POE-162S	IEEE 802.3at Gigabit Power over Ethernet Plus Splitter with 12V/24VDC output (10/100/1000Mbps)
IPOE-162S	Industrial IEEE 802.3at Gigabit High Power over Ethernet Splitter
POE-E201	IEEE 802.3at Power over Gigabit Ethernet Extender
POE-E202	1-port 802.3at PoE+ to 2-port 802.3af/at Gigabit PoE Extender

Available 1000Mbps Modules

Gigabit Ethernet Transceiver (1000BASE-X SFP)

Model	DDM	Speed (Mbps)	Connector Interface	Fiber Mode	Distance	Wavelength (nm)	Operating Temp.
MGB-GT	--	1000	Copper	--	100m	--	0 ~ 60 degrees C
MGB-SX	YES	1000	LC	Multi Mode	550m	850nm	0 ~ 60 degrees C
MGB-SX2	YES	1000	LC	Multi Mode	2km	1310nm	0 ~ 60 degrees C
MGB-LX	YES	1000	LC	Single Mode	20km	1310nm	0 ~ 60 degrees C
MGB-L40	YES	1000	LC	Single Mode	40km	1310nm	0 ~ 60 degrees C
MGB-L80	YES	1000	LC	Single Mode	80km	1550nm	0 ~ 60 degrees C
MGB-L120	YES	1000	LC	Single Mode	120km	1550nm	0 ~ 60 degrees C
MGB-TSX	YES	1000	LC	Multi Mode	550m	850nm	-40 ~ 75 degrees C
MGB-TSX2	YES	1000	LC	Multi Mode	2km	1310nm	-40 ~ 75 degrees C
MGB-TLX	YES	1000	LC	Single Mode	20km	1310nm	-40 ~ 75 degrees C
MGB-TL40	YES	1000	LC	Single Mode	40km	1310nm	-40 ~ 75 degrees C
MGB-TL80	YES	1000	LC	Single Mode	80km	1550nm	-40 ~ 75 degrees C

Gigabit Ethernet Transceiver (1000BASE-BX, Single Fiber Bi-directional SFP)

Model	DDM	Speed (Mbps)	Connector Interface	Fiber Mode	Distance	Wavelength (TX)	Wavelength (RX)	Operating Temp.
MGB-LA10	YES	1000	WDM(LC)	Single Mode	10km	1310nm	1550nm	0 ~ 60 degrees C
MGB-LB10		1000	WDM(LC)	Single Mode	10km	1550nm	1310nm	0 ~ 60 degrees C
MGB-LA20	YES	1000	WDM(LC)	Single Mode	20km	1310nm	1550nm	0 ~ 60 degrees C
MGB-LB20		1000	WDM(LC)	Single Mode	20km	1550nm	1310nm	0 ~ 60 degrees C
MGB-LA40	YES	1000	WDM(LC)	Single Mode	40km	1310nm	1550nm	0 ~ 60 degrees C
MGB-LB40		1000	WDM(LC)	Single Mode	40km	1550nm	1310nm	0 ~ 60 degrees C
MGB-LA80	YES	1000	WDM(LC)	Single Mode	80km	1490nm	1550nm	0 ~ 60 degrees C
MGB-LB80		1000	WDM(LC)	Single Mode	80km	1550nm	1490nm	0 ~ 60 degrees C
MGB-TLA10	YES	1000	WDM(LC)	Single Mode	10km	1310nm	1550nm	-40 ~ 75 degrees C
MGB-TLB10		1000	WDM(LC)	Single Mode	10km	1550nm	1310nm	-40 ~ 75 degrees C
MGB-TLA20	YES	1000	WDM(LC)	Single Mode	20km	1310nm	1550nm	-40 ~ 75 degrees C
MGB-TLB20		1000	WDM(LC)	Single Mode	20km	1550nm	1310nm	-40 ~ 75 degrees C
MGB-TLA40	YES	1000	WDM(LC)	Single Mode	40km	1310nm	1550nm	-40 ~ 75 degrees C
MGB-TLB40		1000	WDM(LC)	Single Mode	40km	1550nm	1310nm	-40 ~ 75 degrees C
MGB-TLA80	YES	1000	WDM(LC)	Single Mode	80km	1490nm	1550nm	-40 ~ 75 degrees C
MGB-TLB80		1000	WDM(LC)	Single Mode	80km	1550nm	1490nm	-40 ~ 75 degrees C