


TYPE 10



ICE-BT-T10-T10W2

COM Express Rev 2.1 Mini Size Type 10 Module, Intel® 4th Generation Atom™ Processor, VGA, DDI, GbE, SATA 3Gb/s, USB and Audio, -40°C to +85°C and RoHS



The one-piece heatsink for COM Express Type 10 provides better thermal solution

New



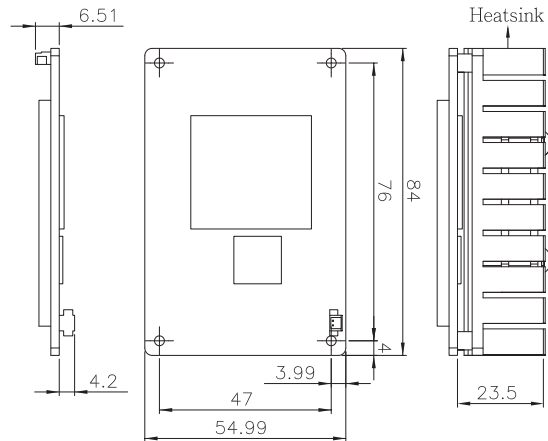
Specifications

- ◆ CPU
 - Intel® Atom™ E3845 on-board SoC (1.91GHz, quad-core, 2MB cache, TDP=10W)
 - Intel® Atom™ E3825 on-board SoC (1.33GHz, dual-core, 1MB cache, TDP=6W)
 - Intel® Atom™ E3815 on-board SoC (1.46GHz, single-core, 512KB cache, TDP=5W)
- ◆ Memory
 - 2 GB soldered down 1066/1333 MHz DDR3L memory (up to 8 GB)
- ◆ BIOS
 - UEFI BIOS
- ◆ Graphics Engine
 - Intel® HD Graphics Gen 7 Engine with 4 execution units, supports DX11.1, OpenGL 4.2 and OpenCL1.2
- ◆ Display Output
 - 1 x VGA (2560x1600) (via reserved pin)
 - 1 x DDI (DP/HDMI, max. resolution 2560x1600/1920x1080)
 - 1 x eDP
- ◆ Ethernet
 - Intel® I210-AT GbE controller (Intel® I210-IT GbE controller with W2 sku)
- ◆ Embedded Controller
 - ITE IT8587VG-FX
- ◆ Storage
 - 2 x SATA 3Gb/s signal to baseboard
 - Optional soldered down SSD up to 64 GB (SATA port 1)
- ◆ I/O Interface
 - 4 x USB 2.0 signal to baseboard
 - 1 x USB 3.0 signal to baseboard
- ◆ Audio
 - High-definition Audio interface to baseboard
- ◆ GPIO
 - Yes, to baseboard
- ◆ SMBus
 - Yes, to baseboard
- ◆ I²C
 - Yes, to baseboard
- ◆ LPC
 - Yes, to baseboard
- ◆ SPI
 - Yes, to baseboard
- ◆ Internal Storage
 - 2-Kb serial I²C bus EEPROM supports EAPI Rev. 1.0
- ◆ Serial Port
 - Two serial ports to baseboard (TX & RX from EC)
- ◆ Expansion
 - 3 x PCIe x1 signal to baseboard
- ◆ Watchdog Timer
 - Software programmable, supports 1~255 sec. system reset (from EC)
- ◆ Power Consumption
 - 12V@0.43A, Vcore_12V@0.9 A (Intel® Atom™ E3845 CPU, 2 GB 1333 MHz DDR3L memory)
- ◆ Operating Temperature
 - 20°C ~ 60°C
 - 40°C ~ 85°C (ICE-BT-10-E38001W2)
- ◆ Storage Temperature
 - 20°C ~ 60°C
 - 40°C ~ 85°C (ICE-BT-10-E38001W2)
- ◆ Operating Humidity
 - 5% ~ 95%, non-condensing
- ◆ Dimensions
 - 84 mm x 55 mm (mini size)
- ◆ Weight
 - GW: 300g / NW: 150g

Features

- Intel® 22nm Atom™ on-board SoC supported
- Type 10 connector pinout according to COM.0 R2.1
- Supports 2 GB 1066/1333 MHz DDR3L memory
- Optional soldered down 4 GB SSD
- IEI One Key Recovery solution allows you to create rapid OS backup and recovery
- Support wide range operating temperature: -40°C to +85°C

Dimensions (Unit: mm)



Packing List

1 x ICE-BT-T10 single board computer	1 x QIG (Quick Installation Guide)
1 x Heatsink	1 x Utility CD

Ordering Information

Part No.	Description
ICE-BT-T10-E38451W2-R10	COM Express Basic Type 10 module supports Intel® Atom™ processor E3845 (quad core, 10W), on-board 2 GB DDR3L, VGA, DDI, GbE, SATA, USB 3.0 and HD Audio, -40°C ~ 85°C and RoHS
ICE-BT-T10-E38251W2-R10	COM Express Basic Type 10 module supports Intel® Atom™ processor E3825 (dual core, 6W), on-board 2 GB DDR3L, VGA, DDI, GbE, SATA, USB 3.0 and HD Audio, -40°C ~ 85°C and RoHS
ICE-BT-T10-E38451-R10	COM Express Basic Type 10 module supports Intel® Atom™ processor E3845 (quad core, 10W), on-board 2 GB DDR3L, VGA, DDI, GbE, SATA, USB 3.0 and HD Audio, and RoHS
ICE-BT-T10-E38251-R10	COM Express Basic Type 10 module supports Intel® Atom™ processor E3825 (dual core, 6W), on-board 2 GB DDR3L, VGA, DDI, GbE, SATA, USB 3.0 and HD Audio, and RoHS
ICE-BT-T10-E38151-R10	COM Express Basic Type 10 module supports Intel® Atom™ processor E3815 (single core, 5W), on-board 2 GB DDR3L, VGA, DDI, GbE, SATA, USB 3.0 and HD Audio, and RoHS
ICE-DB-T10-R10	Baseboard for COM Express Type 10 module COM.0 Rev. 2.1, supports PICMG EAPI R1.0

Note: Models with other CPUs not listed in the table are requested by MOQ - 100 pcs/lot.